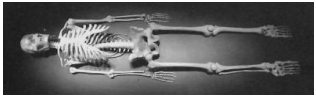





















#	Artist	Title	Date	Dimensions (in) H x W x D			Medium	Installation notes	Image
1	He Xiangyu	Skeleton no.1 2009	2009	69	13 3/4	31 1/2	Jade	individual pieces, pedestal/vitrine required	
2a	He Xiangyu	<i>Coca-Cola Project process</i>	2009	11	8	1	Photograph		
2b				11	8	1			
2c				11	8	1			
2d				11	8	1			
2e				11	8	1			
2f				11	8	1			
2g				11	8	1			
2h				11	8	1			
2i				11	8	1			
3				He Xiangyu	Coca Cola: Water Free			9 3/4	9 3/4
4	9 3/4	9 3/4					Coca-Cola crystals	approx. 25 pounds, plexi- frame encasement, pedestal required	
5	He Xiangyu	Coca-Cola Project - Handwritten Copy	2009	15 3/4	11 3/4		Coca, handwritten copy of Diamond Sutra (or vājra- cchedikā-prajñā- pāramitā-sūtra) in paper, bones	pedestal/vitrine required; no outlet needed	
6	He Xiangyu	Coca Cola Project - Ancient Books	2009	19 3/4	11 3/4	11 3/4	Coca-cola, ancient books, pot, induction cooker	pedestal/vitrine required; no outlet needed	
7	He Xiangyu	Circular Fan 1	2010	17	17 3/4		Ink and Coca- Cola on silk		

#	Artist	Title	Date	Dimensions (in)			Medium	Installation notes	Image
				H	W	D			
8	He Xiangyu	Circular Fan 2	2010	17	17 3/4		Ink and Coca-Cola on silk	each fan encased in Plexi shadow box. Venues provide wall cleat to install	
9	He Xiangyu	Circular Fan 3	2010	17	17 3/4		Ink and Coca-Cola on silk		
10	He Xiangyu	Circular Fan 4	2010	17	17 3/4		Ink and Coca-Cola on silk		
11	He Xiangyu	Circular Fan 5	2010	17	17 3/4		Ink and Coca-Cola on silk		
12	Zhang Yu	Scroll Finger print	2008	43 1/4	275 1/2		Ink on Xuan paper		hang from tube sleeve at top by monofilament 
12b	one low plinth for display (as seen in image) is provided								
13	Zhang Yu	Fingerprint 2004.8-1	2004	78 3/4	102 1/4		Ink on Xuan paper	hang from hardware on back 	
14	Zhang Yu	Fingerprint 2004.10-1	2004	49 1/4	98 1/2		Plant pigment on Xuan paper	hang from hardware on back 	

#	Artist	Title	Date	Dimensions (in) H x W x D			Medium	Installation notes	Image
15	Zhu Jinshi	Stupa	2010				Xuan paper	place protective barrier on floor, form a pyramidal stupa shape; approximately 800 pieces	
16	Zhu Jinshi	Work	2010				Ink on Xuan paper	place protective barrier on floor, approximately 300, stacked as venues please	
17	Zhu Jinshi	Boundary Between Sheets of Xuan Paper	2010	36	60	24	Ink on Xuan paper	barrier on floor, individual sheets stacked from black to white	
18	Lei Hong	Seems Like a Painting	2007	47 1/4	47 1/4		Arylic on canvas	hang with hardware on back	
19	Lei Hong	To Die Content	2007	47 1/4	47 1/4		Arylic on canvas	hang with hardware on back	
20	Lei Hong	title no title	2007	47 1/4	47 1/4		Acrylic on canvas	hang with hardware on back	
21	Lei Hong	Distance Between Washington and Los Angeles	2007	57	29 1/2		Ink and pencil on Xuan paper	mounted without glazing, hang with hardware on back	
22	Lei Hong	Still on Paper	2006	29 1/2	57		Ink on Xuan paper	mounted without glazing, hang with hardware on back	

#	Artist	Title	Date	Dimensions (in)			Medium	Installation notes	Image
				H	W	D			
23	Lei Hong	Still on Paper	2006	29 1/2	57		Pencil on Xuan paper	mounted without glazing, hang with hardware on back	
24	Lei Hong	Monument	2007	37 1/2	57		Ink on Xuan paper	mounted without glazing, hang with hardware on back	
25	Lei Hong	Sordid Air No. 2	2007	29 1/2	57		Carbon, charcoal and pencil on Xuan paper	mounted without glazing, hang with hardware on back	
26	Lei Hong	Under Control	2008	39 1/4	39 1/4		Ink on filter paper	mounted without glazing, hang with hardware on back	
27	Lei Hong	Basic exercise - scarce	2007	39 1/4	39 1/4		four natural stones	each stone is approx 70 pounds, occupy approx. 10-15 sq ft floor space	
28	Lei Hong	Tunnel of living and dying	2010	39 1/4	177 1/4		Ink and pencil on Xuan paper	no mounting, install by sandwiching magnet and heavy stock paper - do NOT make any holes	
29	Lei Hong	Escape by Chance	2010	39 1/2	216 1/2		Ink and pencil on Xuan paper	no mounting, install by sandwiching magnet and heavy stock paper - do NOT make any holes	
30	Lei Hong	Mind Space in Contrast 1	2010	39 1/2	197		Ink on Xuan paper	no mounting, install by sandwiching magnet and heavy stock paper - do NOT make any holes	

#	Artist	Title	Date	Dimensions (in) H x W x D			Medium	Installation notes	Image
31	Lei Hong	unknown	2010	39 1/2	216 1/2		Pencil on Xuan paper	no mounting, install by sandwiching magnet and heavy stock paper - do NOT make any holes	

31 works made up by 10 installations and 30 total pieces to hang

1,200 - 2,000 sq. feet and 225 to 350 running feet